



### District Report Card: 2017


<b>State:</b> Bihar	<b>District:</b> Banka
<b>Class:</b> 8	<b>Subject:</b> Mathematics
<b>Schools:</b> 51	<b>Students:</b> 1150


### Participation/Coverage


#### Students

<div>GENDER</div> <div></div>	Boys		Girls	
	Number	%	Number	%
	536	46.61	614	53.39

<div>AREA</div> <div></div>	Rural		Urban	
	Number	%	Number	%
	1125	97.83	25	2.17

<div>CATEGORY</div> <div></div>	SC		ST		OBC		GEN	
	Number	%	Number	%	Number	%	Number	%
	175	15.22	12	1.04	863	75.04	100	8.70

<div>CWSN</div> <div></div>	LD	VI	HI	S&LD	ID	Oth
	2	1	1	3	0	0

<div>Management</div> <div></div>	Government		Government-aided	
	Number	%	Number	%
	1150	100.00	0	0.00

### Average Performance of Students in Mathematics (%)

Overall	Gender		Area		Management		Social Group			
	Male	Female	Rural	Urban	Govt.	Aided	SC	ST	OBC	GEN
41.00	41.09	40.92	40.41	67.73	41.00	0.00	38.29	42.78	41.83	38.40

## Performance on Learning Outcomes (LOs)

Learning Outcomes	Description	Average Performance(%)
M601	Solves problems involving large numbers by applying appropriate operations	36.65
M606	Solves problems on daily life situations involving addition and subtraction of fractions / decimals	52.88
M620	Finds out the perimeter and area of rectangular objects in the surroundings like floor of the class room, surfaces of a chalk box etc.	40.80
M621	Arranges given/collected information in the form of table, pictograph and bar graph and interprets them	32.81
M702	Interprets the division and multiplication of fractions	34.87
M705	Solves problems related to daily life situations involving rational numbers	39.39
M706	Uses exponential form of numbers to simplify problems involving multiplication and division of large numbers	39.69
M707	Adds/subtracts algebraic expressions	58.09
M710	Solves problems related to conversion of percentage to fraction and decimal and vice versa	25.65
M717	Finds out approximate area of closed shapes by using unit square grid/graph sheet	29.67
M719	Finds various representative values for simple data from her/his daily life contexts like mean, median and mode	51.02
M721	Interprets data using bar graph	58.58
M801	Generalizes properties of addition, subtraction, multiplication and division of rational numbers through patterns	27.90
M802	Finds rational numbers between two given rational numbers	41.77
M803	Proves divisibility rules of 2, 3, 4, 5, 6, 9 and 11	43.98
M804	Finds squares, cubes, square roots and cube roots of numbers using different methods	50.26
M808	Uses various algebraic identities in solving problems of daily life	34.32
M812	Verifies properties of parallelogram and establishes the relationship between them through reasoning	32.68
M818	Finds surface area and volume of cuboidal and cylindrical object	22.70
M819	Draws and interprets bar charts and pie charts	47.57

Range of Performance of Students who Answered Correctly							
Below 30%		30% - 50%		50% - 75%		Above 75%	
Number	%	Number	%	Number	%	Number	%
411	35.74	337	29.30	338	29.39	64	5.57

## Lowest Performing Learning Outcomes (LOs)

- 1 - Finds surface area and volume of cuboidal and cylindrical object (22.70)
- 2 - Solves problems related to conversion of percentage to fraction and decimal and vice versa (25.65)
- 3 - Generalizes properties of addition, subtraction, multiplication and division of rational numbers through patterns (27.90)

4 - Finds out approximate area of closed shapes by using unit square grid/graph sheet (29.67)

5 - Verifies properties of parallelogram and establishes the relationship between them through reasoning (32.68)